








To Elizabeth Lyle Robbie Stadium

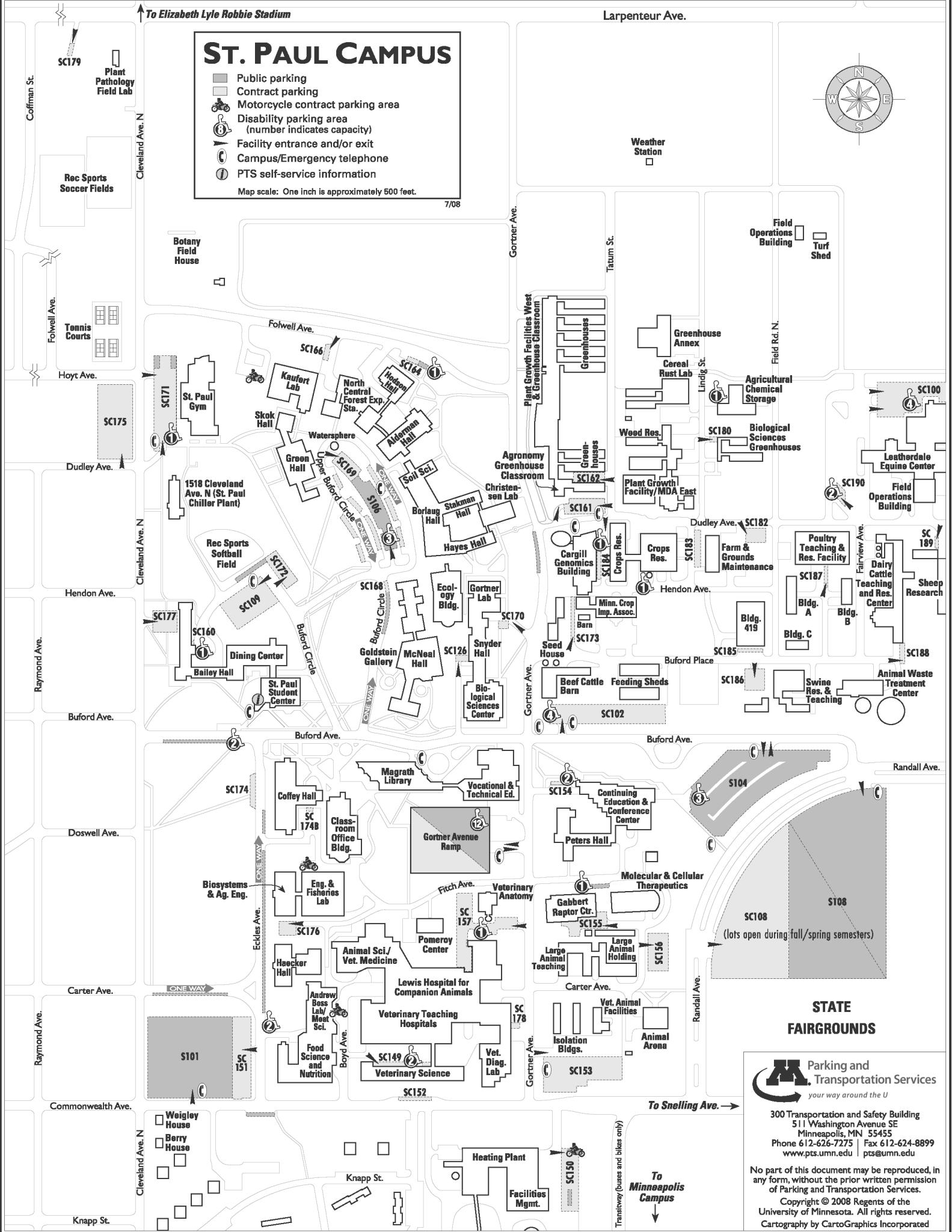
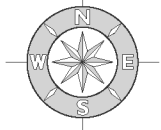
Larpenteur Ave.

ST. PAUL CAMPUS

-  Public parking
-  Contract parking
-  Motorcycle contract parking area
-  Disability parking area
(number indicates capacity)
-  Facility entrance and/or exit
-  Campus/Emergency telephone
-  PTS self-service information

Map scale: One inch is approximately 500 feet.

7/08



STATE FAIRGROUNDS

 **Parking and Transportation Services**
your way around the U

300 Transportation and Safety Building
 511 Washington Avenue SE
 Minneapolis, MN 55455
 Phone 612-626-7275 | Fax 612-624-8899
 www.pts.umn.edu | pts@umn.edu

No part of this document may be reproduced, in any form, without the prior written permission of Parking and Transportation Services.
 Copyright © 2008 Regents of the University of Minnesota. All rights reserved.
 Cartography by CartoGraphics Incorporated

To Snelling Ave. →

To Minneapolis Campus

Transway (buses and bikes only)